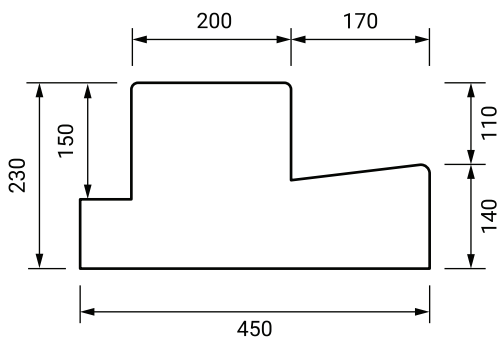


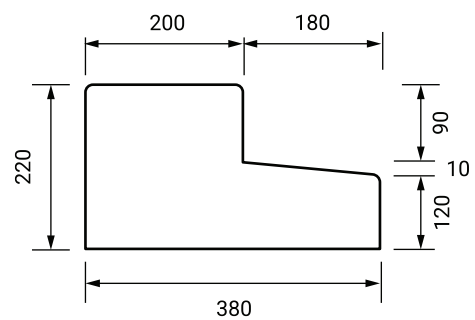
PEGASUS PROFILES

Kerb, Kerb & Nib, V Channel, Kerb Only

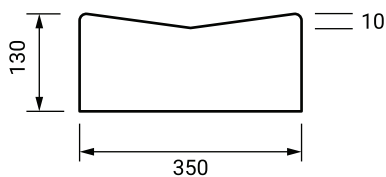
- Figures on the left hand side of each profile relate to the base height below top of kerb/edge dish.
- All string line offsets are 150mm behind back of kerb or side of channel.
- For extra strength – fibre mesh may be added.
- Please phone with any queries/for more information.



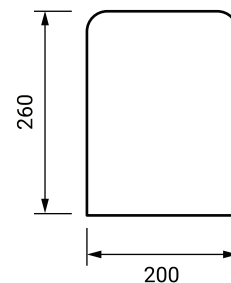
Pegasus Kerb and Channel



Pegasus Kerb and Nib



Pegasus V - Channel



Pegasus Kerb Only